

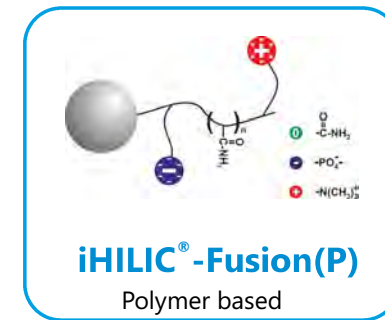
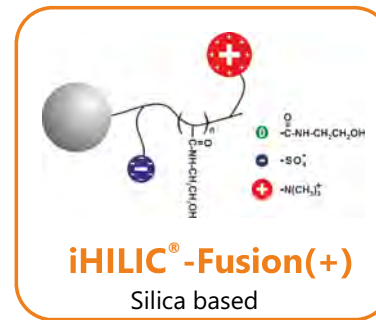
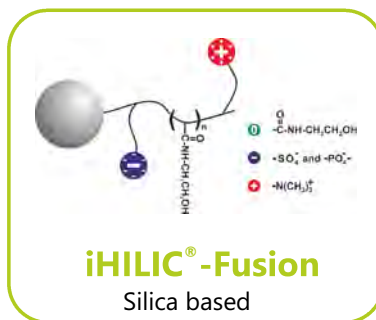


iHILIC® -Fusion

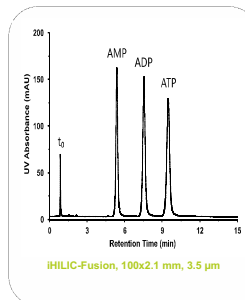
advances HILIC separation in HPLC and UHPLC

Features

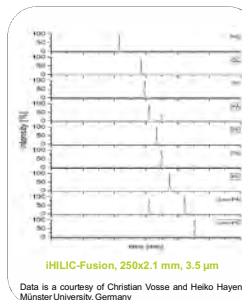
- Charge modulated hydroxyethyl amide/amide HILIC columns
- Complementary selectivities for polar/hydrophilic analytes
- Excellent durability and ultra-low bleeding for LC-MS
- Perfect columns for "Omics" studies
- iHILIC®-Fusion and iHILIC®-Fusion(+): pH 2-8; 1.8, 3.5, and 5 µm
- iHILIC®-Fusion(P): pH 1-10; 5 µm



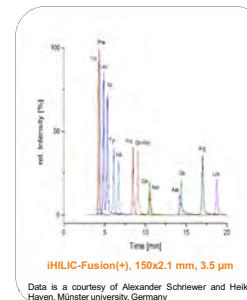
Nucleotides



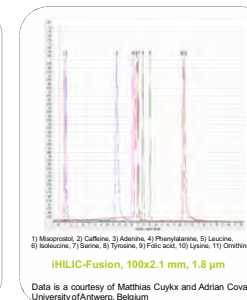
Phospholipids



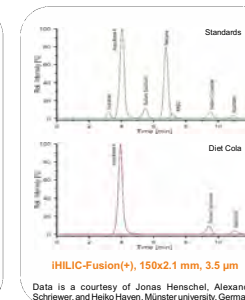
Amino Acids



Cell Metabolites



Artificial Sweeteners



iHILIC Publications

iHILIC-Fusion:

- J. Chromatogr. A, 1478 (2017) 168-178 - Metabolomics
- ChemBioChem, 18 (2017) - UDP-sugar
- LCGC Europe, (2016) September, 537-538 - Metabolomics

iHILIC-Fusion(+):

- LCGC Europe, (2016) July, 401 - Food and Beverage

iHILIC-Fusion(P):

- Cell Reports, 17 (2016) 837-848 - Metabolomics
- Anal. Chem., 89 (2017) 1624-1631 - Metabolomics
- J. Liq. Chromat. Rel. Technol., (2017) - dithiocarbamate fungicides
- Nature Communications, 8 (2017) - Metabolomics

HILICON AB

Email: info@hilicon.com | Website: www.hilicon.com | Tvistevägen 48, 90736, Umeå, Sweden

©HILICON AB. All rights reserved. | iHILIC® is a registered trademark of HILICON AB

